







# HYDROTAP G5 BCSHA CELSIUS ALL-IN-ONE ARC BRUSHED CHROME

  
**BOILING**

  
**CHILLED**

  
**SPARKLING**

  
**HOT & AMBIENT**

**FILTERED**

**UNFILTERED**

Order Code H57783Z01AU

Zip HydroTap Design Range CELSIUS All-In-One Boiling, Chilled & Sparkling Filtered water, plus Hot and Cold washing up water from a single tap (hot and cold water supply required). The system features a single under bench command centre including full colour interactive touch screen display with pin code protection and customisable settings including boiling water safety mode, 3 energy saving modes including ON/OFF timers and 2 hour sleep mode, 'Quiet' mode with automated intelligent fan speed adjustment, antimicrobial protection impregnated into key water paths for enhanced hygiene, 100% water efficient air cooled technology, 0.2 micron water filtration, and 2 disposable CO2 cylinders.



Manufacturing Code	H57783Z01AU
Capacity	Residential

Tap	Zip HydroTap Design Range CELSIUS All-In-One ARC Tap (Brushed Chrome)
Water Pressure	Min 250kPa - Max 700kPa
Water Connection	1/2" BSP (G1/2)
Water Supply Requirements	Cold and Hot
Water Valves	Integrated 500kPa Pressure limiting valve and Dual Check Valve
Power Rating	1.8kW 220-240V 50Hz
Power Supply	1 x 10 Amp socket outlet
Dimensions	W339mm x D483mm x H333mm
Product Approvals	WaterMark, RCM, ARC
Wels Rating	5 Star, 6.0 litres
Warranty	5 years (appliance warranty 36 months plus additional 24 months tank warranty)

## Installation Requirements

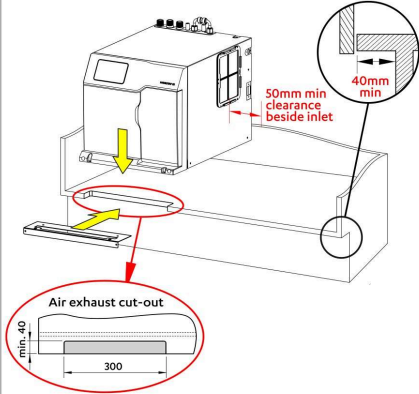
1. Installation and connection of your Zip HydroTap must be carried out by a qualified person, observing national and local regulations.
2. You will require suitable mains electrical and drinking water connections, plus waste water drainage all within 1.5 metres of the product.
3. **Discrete cabinetry cut outs are required for airflow. 40mm minimum clearance on cupboard base overhang required otherwise alternative installation options are available.**
4. Installation on most bench tops is straightforward however some stone bench tops may require a specialised cutting service.
5. If you live in a hard water area, we recommend installation of a Zip scale filtration kit.
6. Installation by Zip Professional Service can be arranged with a phone call or through [www.zipwater.com/book-service-visit](http://www.zipwater.com/book-service-visit)

### Installation Detail

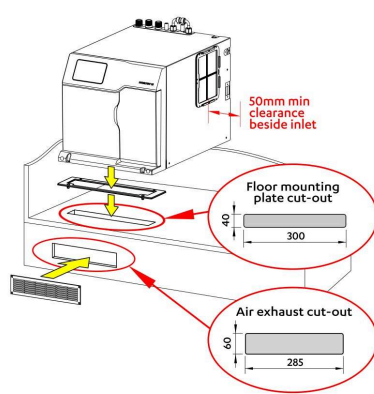
## Ventilation requirements

Contact your local service provider if ventilation is not suitable

### Option 1. Cupboard with 40mm min overhang

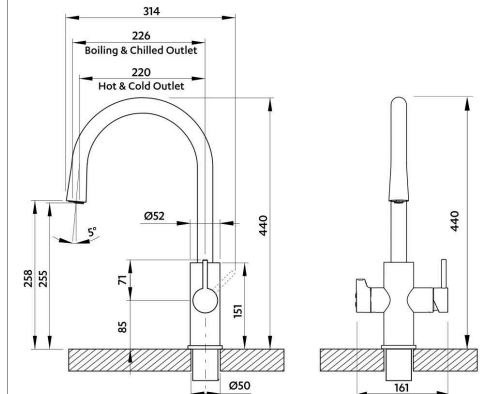


### Option 2. Cupboard with less than 40mm overhang



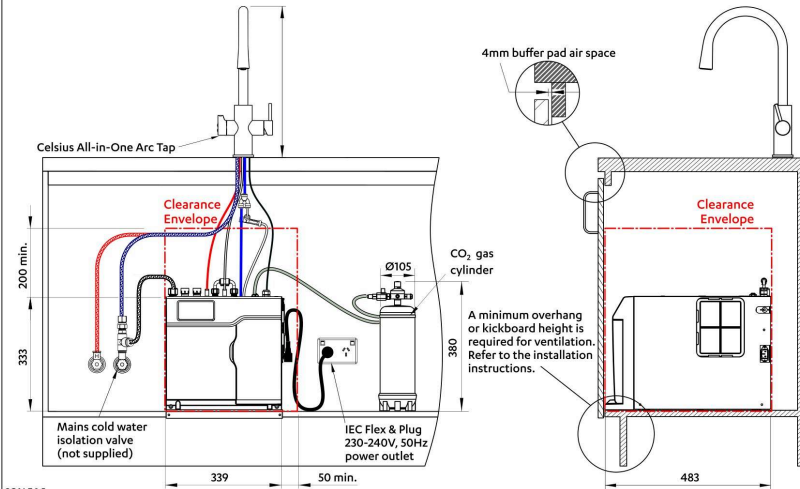
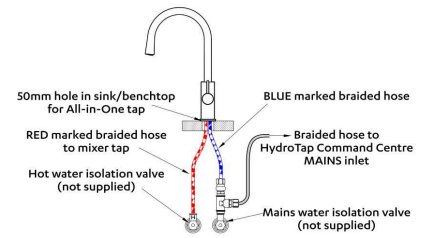
## Tap detail

### Celsius All-in-One Arc



### Mains hot water supply installation

Hot and cold water supply required

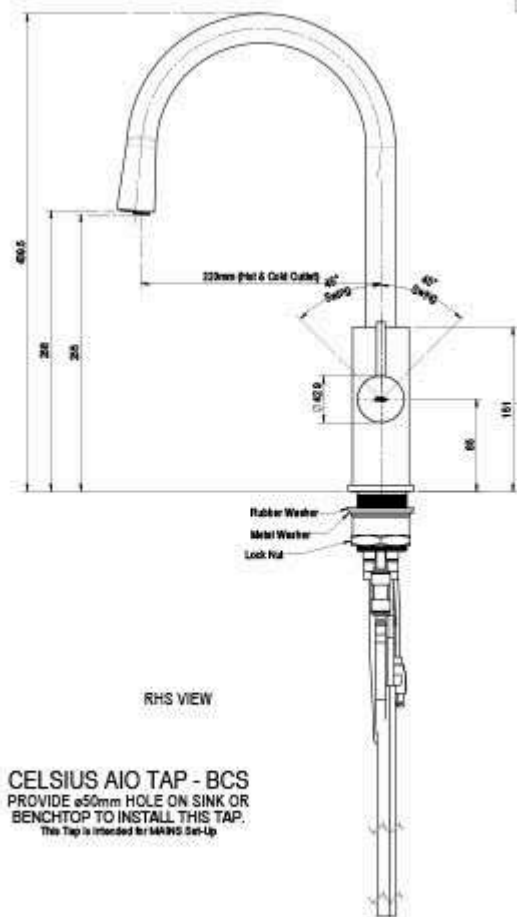
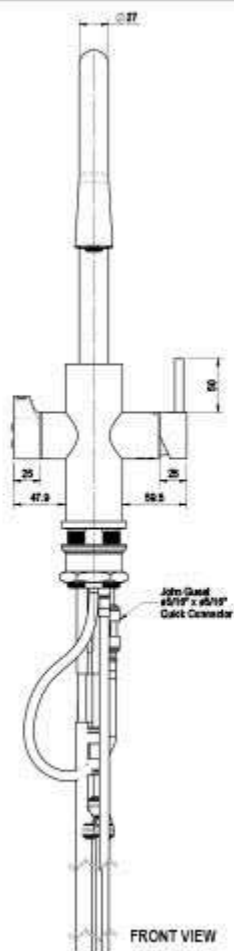
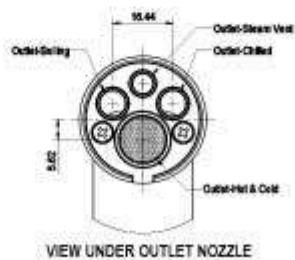
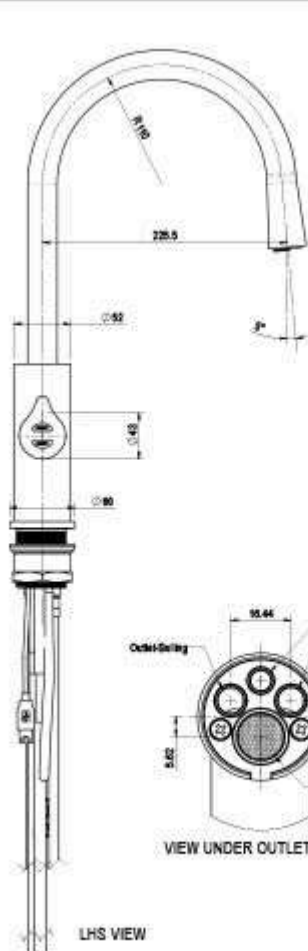


SCALE 1:5  
ALL DIMENSIONS IN MM UNLESS OTHERWISE SPECIFIED. INSTALLATION DIAGRAMS ARE FOR ILLUSTRATIVE PURPOSES ONLY. HOSES ARE NOT SHOWN TO SCALE AND CANNOT BE LENGTHENED.

**HydroTap G5**  
**BCS Home**

with Celsius All-in-One Arc Tap

## Tap Detail



**CELSIUS AIO TAP - BCS**  
 PROVIDE  $\phi 50\text{mm}$  HOLE ON SINK OR  
 BENCHTOP TO INSTALL THIS TAP.  
 This Tap is intended for MAINS Set-Up

805105