

# 60CM PRO-LINE SINGLE ELECTRIC OVEN

OV60SLKMP/SS




**Get inspired, Get creative,  
Get out of your comfort zone &  
Get lost in the moment!**

True to ILVE's pedigree in ultimate performance cookers, the NEW PRO-Line series acts as the starting point to the latest range of ILVE's famous ovens .

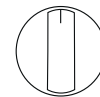
As apart of the new PRO-Line range ILVE's ovens incorporate our new oven cavity. Our new cavity is larger than before and our new oven cavity incorporates a new rear oven wall featuring 2 air flow gills designed to spread heat more evenly and efficiently around the oven cavity improving the cooking result. and increased internal illumination and grey enamel cavity. Our full piece glass inner door is easy to clean and the internal accessories are easy to remove.



## Standard Option - Cooker Trimmings



Stainless Steel (SS) Pictured



Chrome (C)



# 60CM PRO-LINE SINGLE ELECTRIC OVEN

## OV60SLKMP/SS

### PRO-LINE SERIES ELECTRIC OVEN

#### FEATURES

- ILVE's iconic robust design with commercial style door & new PRO-Line style knobs
- Integrated twin cavity cooling systems
- Grill elements for static and fan grill cooking
- Sealed oven: lower temperatures, less food spatter
- Five button programmable timer with minute minder
- A class energy rated
- S-Move soft close door
- Body made from 07/10 thickness AISI 304 steel
- Hand built by ILVE's assembly technicians

#### SAFETY

- Triple glazed glass door: tinted to keep the heat inside the oven and resulting in a 'cool to touch' door exterior
- Safe touch athermic door handle and knobs

#### FUNCTIONS

- Select 9 multifunction cooking modes
- Temperature control: 50/250°C dial temperature control

#### CLEANING

- NEW **ULTRA-EZI** Clean interior
- NEW grey enamel interior
- Removable door with dismountable inner glass for easy cleaning
- Full Glass inner door for an easy cleaning
- Tilting grill element for an easier cleaning

#### CAPACITY & INTERIOR

- Oven: 65 litre oven NET use-able space, size (cm) 43.7w x 36h x 41d
- Dual oven cavity lights on sides of oven for increased visibility & a single cavity light in the secondary oven

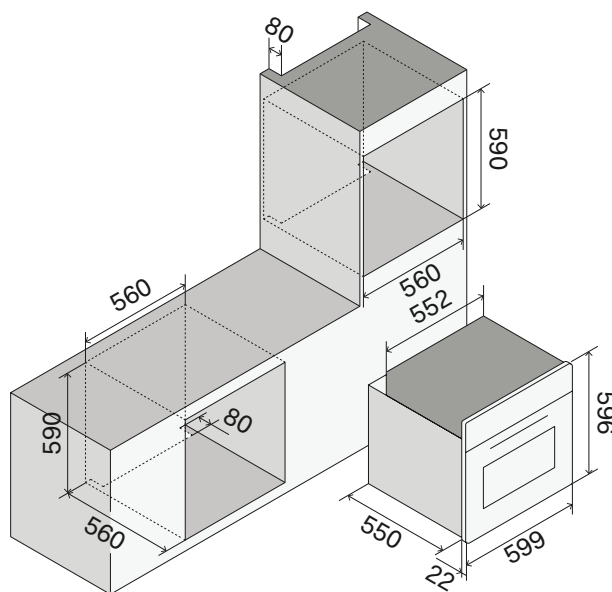
#### ACCESSORIES

- 2 x oven racks
- 1 x Baking tray with grill insert

**PRO-Line OV60SLKMP/SS**  
Overall Size: 599x596x572 mm  
Total Electrical Load (Kw) 2.95

Maxi oven 600

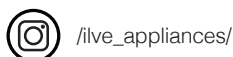
Easy clean grey enamel, 600 electronic oven 50-250°C



**i** For installation specifications, please consult with ILVE. For optimum installation, we recommend using the actual product as the best guide.

Page 2/2  
03072021

### FOLLOW US:



Australia National Telephone Number 1300 MYILVE (694 583) New Zealand Telephone Number 0508 458 369  
ILVE showrooms are open daily from 9am-5pm and Saturdays 10am-4pm

[ilve.com.au](http://ilve.com.au)

#### NSW & ACT (Head Office)

48-50 Moore Street  
Leichhardt  
F 02 8569 4699

#### VIC & SA

48-50 Moore Street  
Leichhardt  
F 02 8569 4699

#### QLD

1/42 Cavendish Road  
Coorparoo  
F 07 3397 0850

#### WA & NT

Unit 10/55 Howe Street  
Osborne Park  
F 08 9201 9188

#### New Zealand

PO Box 11.160  
Sockburn Christchurch  
F 03 344 5906

**DISCLAIMER**  
Eurolinx PTY LTD, trading as ILVE Appliances, is continually seeking ways to improve the design specifications, aesthetics and production techniques of its products. As a result alterations to our products and designs take place continually. Whilst every effort is made to produce information and literature that is up to date, this brochure should not be regarded as an infallible guide to the current specifications, nor does it constitute an offer for the sale of any particular product. Product dimensions indicated in our literature is indicative only. Actual product only should be used to define dimension cutouts. Distributors, and retailers are not agents of ILVE Appliances and are not authorized to bind ILVE Appliances by any express or implied undertaking or representation.