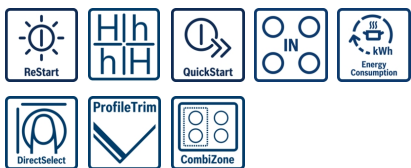
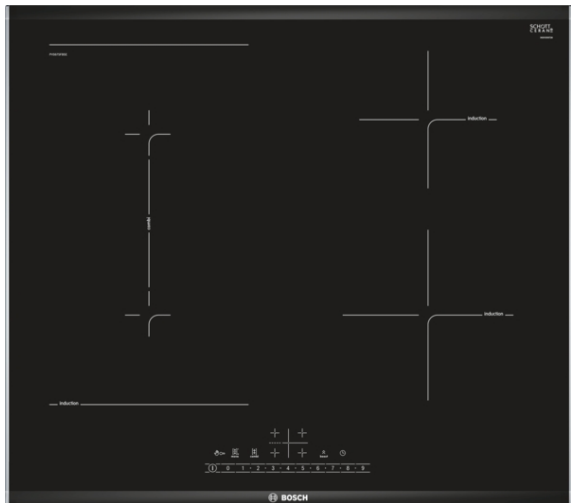


Serie | 6

PVS675FB5E
60 cm Induction Cooktop



Optional accessories
HEZ390042 : Set of 3 pots and 1 pan
HEZ390090 : Wok Set consisting of 3 Items

The induction cooktop: cook fast, clean and safely while using very little energy.

- **CombiZone:** More flexibility by combining two cooking zones, for roasters and large pans.
- **DirectSelect:** Direct, simple selection of the desired cooking zone, power and additional functions.
- **ComfortProfile:** Elegant, appealing design with bevelled front and sleek stainless steel strips on the side.
- **Timer with switch-off function:** Conveniently turns off the assigned cooking zone after the set time.
- **PowerBoost:** Up to 50% more power for faster heating.

Technical Data

Product name/family :	Cooking zone ceramic
Construction type :	Built-in
Energy input :	Electric
Total number of positions that can be used at the same time :	4
Required niche size for installation (HxWxD) :	51 x 560-560 x 490-500
Width :	606
Dimensions of the product (mm) :	51 x 606 x 527
Dimensions of the packed product (HxWxD) (mm) :	126 x 753 x 608
Net weight (kg) :	12.636
Gross weight (kg) :	14.0
Residual heat indicator :	Separate
Location of control panel :	Hob front
Basic surface material :	Ceramic glass
Color of surface :	Alu, brushed, Black
Color of frame :	Alu, brushed
Approval certificates :	AENOR, CE
Length electrical supply cord (cm) :	110
EAN code :	4242005098408
Electrical connection rating (W) :	6900
Voltage (V) :	220-240
Frequency (Hz) :	50; 60



Serie | 6 Cooktops

PVS675FB5E

60 cm Induction Cooktop

The induction cooktop: cook fast, clean and safely while using very little energy.

Design

- Stainless steel side profiles with beveled front
- Bridgeable CombiZones
- 4 induction cooking zones
- Direct Select 1.0 Touch Control

Size & Power

- 17 power levels for each cooking zone
- Cooking zone front left:
 - 210 mm, 400 mm
 - 2.2 KW / 3.7 KW with Power boost
- Cooking zone rear left:
 - 400 mm, 210 mm
 - 2.2 kW / 3.7 KW with powerBoost
- Cooking zone front right:
 - 180 mm
 - 1.8 KW / 3.1 KW with powerBoost
- Cooking zone rear right:
 - 145 mm
 - 1.4 KW / 2.2 KW with powerBoost

Comfort & Convenience

- Timer with automatic switch off for all zones
- PowerBoost function - reduce the time to heat up large quantities of water
- Move Mode - 2 Automatic Power Levels
- QuickStart - Quick and automatic first pot detection
- ReStart - Quickly reinstates previous settings
-
- Energy consumption display

Safety and Environment

- Digital 2-stage residual heat indicator for each cooking zone
- Childproof lock
- Automatic safety switch-off
- Integrated cooling fan

2 year warranty

Dimensions (WxD)

- Appliance dimensions: (W x D) 606 mm x 527 mm
- Installation dimensions: (H x W x D) 51 mm x 560 mm x 490 mm

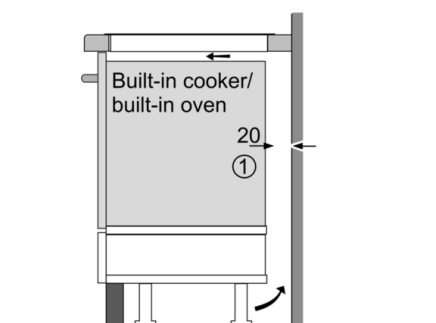
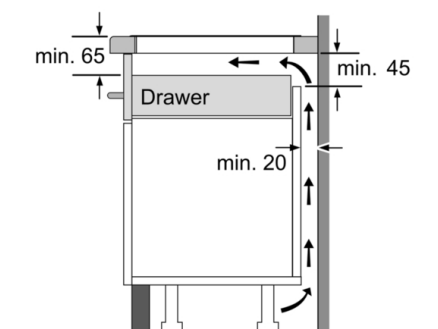
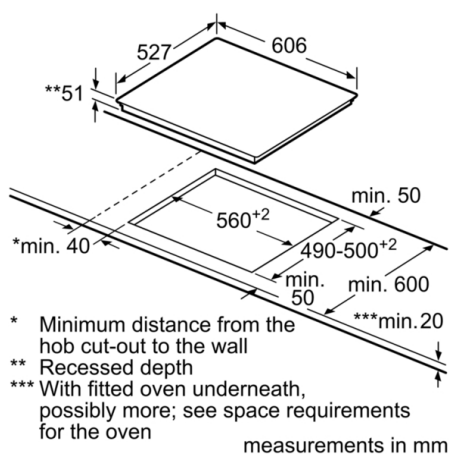
Technical Information

- 6.9 kW total connected load
- Min. worktop thickness: 30 mm

Serie | 6 Cooktops

PVS675FB5E

60 cm Induction Cooktop



① Ventilation gap must be present.

Measurements in mm