



458L Bottom Mount Fridge

SRL456LS

Topline key features & benefits


1. Intelligent cooling for optimal efficiency
2. Convenient design
3. Modern finishes
4. 10 year Digital Inverter Compressor warranty*

Key features & message hierarchy




Smart Sensor System

Designed to optimise cooling performance, the Smart Sensor System uses five sensors to monitor temperature in your kitchen, humidity inside the fridge, and your usage patterns to regulate temperature that helps keep food fresh.



Convenient design w/ reversible doors and foldable shelves

Reversible doors make the fridge work with most kitchen layouts while triple foldable shelves gives the flexibility to store bulky items. Deep door pockets and spill proof shelves helps keep things organised and neat inside the fridge.



Modern, contemporary finishes

The matte black finish with flat doors and recessed handles adds a touch of elegance to your kitchen. Controls are conveniently located inside the top of the fridge for ease of access.



On the Digital Inverter Motor*

Assured durability with 10 Year Parts Warranty on the Digital Inverter*

Enjoy all the great many features of this fridge with the assurance of our 10 year Parts Warranty on the Digital Inverter*.

| Specifications | |
|-----------------------------------|--------------------|
| Code | SRL459MB |
| Customer Code | RL40B4SBASL/SA |
| EAN Code | 8806090569111 |
| RRP | \$1599 |
| Capacity | |
| Total Capacity | 458 L |
| Fridge Capacity (Net) | 299 L |
| Freezer Capacity (Net) | 81 L |
| Physical specification | |
| Net Width(mm) | 700 mm |
| Net Case Height with Hinge(mm) | 1700 mm |
| Net Depth with Door Handle(mm) | 705 mm |
| Net Depth without Door Handle(mm) | 705 mm |
| Net Depth without Door(mm) | 600 mm |
| Packing Width(mm) | 768 mm |
| Packing Height(mm) | 1800 mm |
| Packing Depth(mm) | 799 mm |
| Net Weight(kg) | 83 kg |
| Packing Weight(kg) | 91 kg |
| Cooling Feature | |
| Cooling technology | All Around Cooling |
| No Frost | Yes |
| Multi Flow | Yes |
| Refrigerator Feature | |
| Number of Shelf (Total) | 4 EA |
| Shelf Material | Tempered Glass |
| Number of Vegetable&Fruit Drawer | 1 EA |
| Number of Door Pocket | 5 EA |
| Egg Container(Egg Tray) | Yes |
| Interior LED Light | Yes |
| Deodoriser | Yes |
| Freezer Feature | |
| Ice Maker | Twist |
| Number of Shelf (Total) | 3 EA |
| General Feature | |
| Refrigerant | R-134a |
| Door Reversible | Yes |
| Cyclopentane Insulation | Yes |
| Exterior Feature | |
| Door Handle | Recess |
| Display type | Digital blue LED |
| Colour | Black |
| Beverage station | No |
| Energy | 4-star |

Customer Service

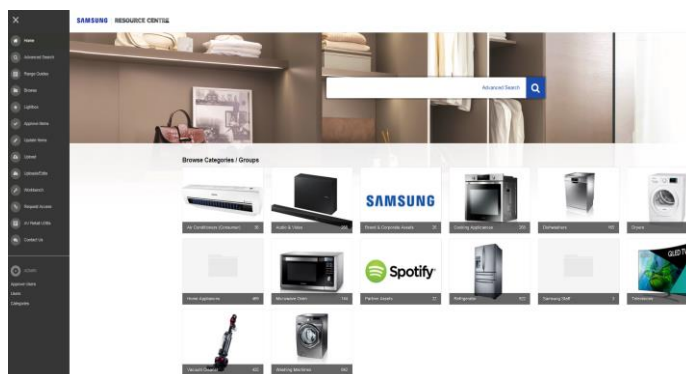


 1300 362 603

24 hours a day / 7 days a week

Online Chat, Email or Phone support;
samsung.com/au/support

Resource Centre



Product Imagery and Assets Available from
 Samsung Resource Centre
samsung-resources.com.au/asset-bank/action/viewHome

Samsung Care



Samsung Care was built with your lifestyle in mind. As a valued customer you'll receive a range of benefits:

samsung.com/au/samsung-care

Warranty*



This fridge comes with the assurance of our 10 year Parts Warranty on the Digital Inverter*.

* See warranty card or www.samsung.com/au/support/ for details.