

<b>Version</b>	Evo - Island - 35 cm - Black - 800 m3/h
<b>Design</b>	Falmec Lab
<b>Collection</b>	Design

### TECHNICAL FEATURES

<b>Materials/Finishes</b>	Painted black steel
<b>Control</b>	Electronic control
<b>Function</b>	Extracting/Filtering
<b>Lighting</b>	Dimmable lighting Dynamic Light (2700K - 5600K) LED 3x1,2 W - 2700 K / 5600 K
<b>Filters</b>	Metallic grease filter, removable and washable Charcoal filter (optional)
<b>Dimensions</b>	35 cm
<b>Minimum Electric hob distance</b>	52 cm
<b>Minimum Gas hob distance</b>	60 cm



Photograph is for information purposes only. May not correspond to the selected version

### CONNECTION AND CONSUMPTION FUNCTIONS

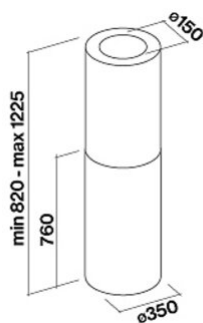
<b>Maximum consumption</b>	280 W
<b>Voltage/Frequency</b>	220-240V 50-60Hz
<b>Plug</b>	Type I (Australia/New Zealand)

### MOTOR

<b>Motor</b>	800 m <sup>3</sup> /h
<b>Maximum capacity</b>	765 m <sup>3</sup> /h I.E.C.61591
<b>Maximum sound level</b>	65 dB (A)re1pW I.E.C. 60704-2-13

### WEIGHTS AND VOLUMES

<b>Gross weight</b>	26 kg
<b>Net weight</b>	21 kg
<b>Volume</b>	0.3 m <sup>3</sup>
<b>Packaging dimensions</b>	L 995 x H 502 x P 595 mm



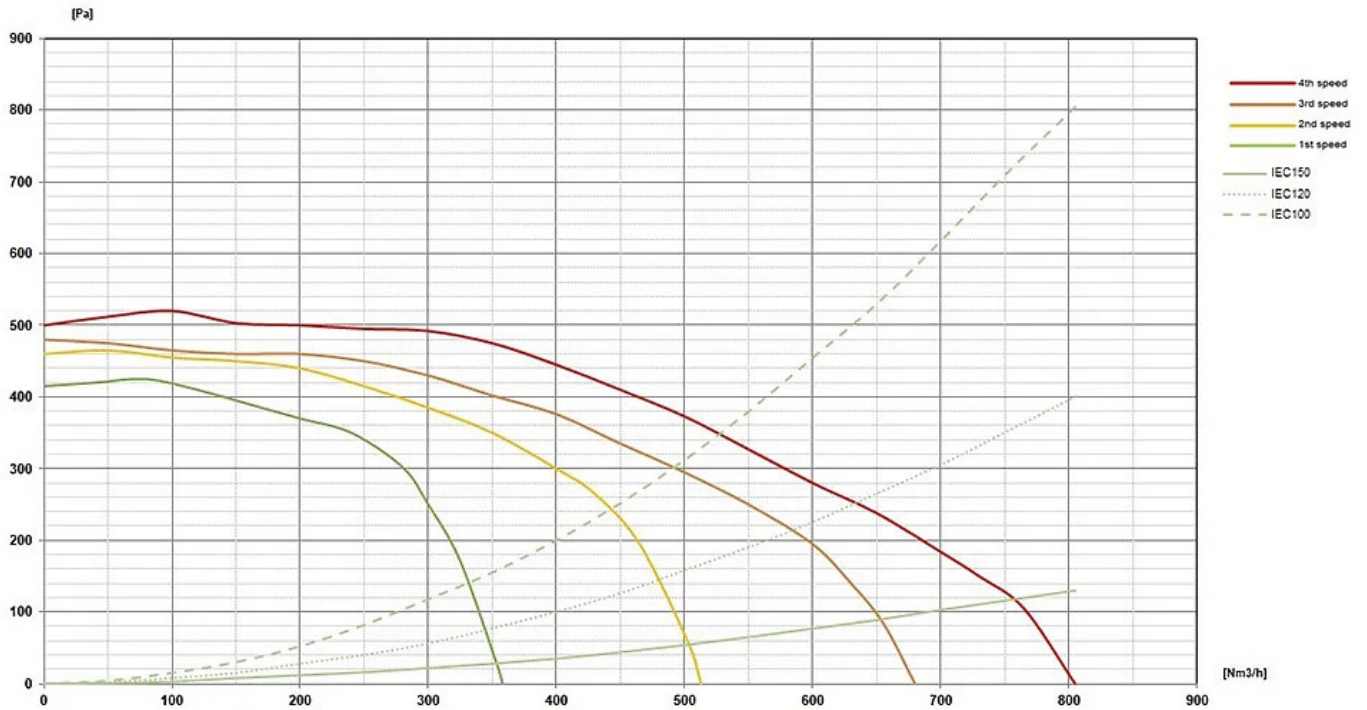
### Optional accessories


Code	Description
103050091	Round charcoal filter Ø170 mm - Type 6

## ENGINE SPECIFICATIONS

Motor speed	1	2	3	4
Noise dB(A) re1pW I.E.C. 60704-2-13	48	55	65	69
Capacity	354	503	655	765
Maximum pressure (Pa)	415	460	480	500
Motor power (W)	130	150	178	224
Air outlet	150	150	150	150

## FLOW RATE / PRESSURE





PF		
S	Falmec Lab	
M	Evo - Island - 35 cm - Black - 800 m3/h	
AEC	57.60	kWh/a
EEC	A	
FDE	31.60	
FDEC	A	
LE	29.90	
LEC	A	
GFE	76	
GFEC	C	
Qmin	354	m <sup>3</sup> /h
Qmax	655	m <sup>3</sup> /h
Qboost	765	m <sup>3</sup> /h
SPEmin	48	dBa
SPEmax	65	dBa
SPEboost	69	dBa
PO		
PS	0.28	W
PI		
F	0.90	
EEI	53.50	
Qbep	449	m <sup>3</sup> /h
Pbep	411	Pa
Qboost	765	m <sup>3</sup> /h
Wbep	162	W
WL	6.00	W
Emiddle	179	lux
Lwa-SPEmax	65	dBa