

ICBDEC1850FI



FEATURES

ClearSight™ LED lighting system fully illuminates the interior and reduces shadows

Sleek stainless accents trim the interior, matching the sophistication of the exterior

Easily customize settings—from lighting to humidity—with the tap of a finger via the conveniently accessible touch control panel

Position adjustable door shelves at various heights to accommodate assorted items

Sub-Zero offers an industry-leading full two-year warranty on appliances, along with a full five-year sealed system warranty

Accepts custom panels for an integrated look within cabinetry or stainless-steel accessory panels and handles to match other Sub-Zero and Wolf products

Fresh-tasting, filtered ice ready on-demand and activate Max Ice Mode to temporarily increase ice production

Locks in cold air to ensure freshness and reduce energy consumption with magnetic door seal

Night Mode optimizes the interior lighting based on the detected ambient light, reducing the brightness by 90% in dim environments

ACCESSORIES

Air Purification Cartridge

Egg Container

Pro Handle

Reduced Toekick Divider

Stainless Steel Door Panel with Pro Handle and 4" Toe Kick - RH

Stainless Steel Door Panel with Tubular Handle and 4" Toe Kick - LH

Stainless Steel Door Panel with Tubular Handle and 4" Toe Kick - RH


Stainless Steel Side Panel

Tubular Handle

Water Filter

Dual Installation Kits

Stainless Steel Dual Installation Kickplates



HANDLE ACCESSORIES

PRO



TUBULAR



PRODUCT DETAILS

FREEZER

- LED freezer lights
- 4 freezer shelves (3 adjustable; 1 stationary)
- 2 storage drawers with adjustable dividers
- 5 adjustable freezer door bins
- Ice drawer with automatic ice maker

**GUIDE
ONLY.**

THESE SPECIFICATIONS ARE A GUIDE ONLY. Not suitable for cabinetry, installation or services location.

SUB-ZERO AND WOLF OFFER A CUSTOMISED DESIGN CHECK SERVICE to ensure your new appliances are installed perfectly. Please contact our Customer Care team for further information regarding our Design Check Service, or for detailed product specification and installation advice.

Phone: 1300 808 859 Email: enquiries@subzero.com

Sub-Zero and Wolf Design Guides are also available via our website: www.subzero-wolf.com.au

Specifications are subject to change without notice. This information was generated on June 23, 2023. Verify specifications prior to finalizing your cabinetry/enclosures.

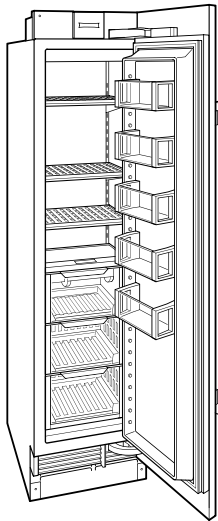
PRODUCT SPECIFICATIONS

Model	ICBDEC1850FI
Dimensions	457mmW x 2134mmH x 610mmD
Door Clearance	419mm
Weight	118 kg
Refrigerator Gross Capacity	0
Freezer Gross Capacity	277 L
Electrical Supply	220-240 VAC; 50/60 Hz
Electrical Service	≤ 4 A
Receptacle	3-prong grounding-type

PANEL SPECIFICATIONS For complete panels specifications including width/height, weight requirements and thickness requirements refer to Design Guide.

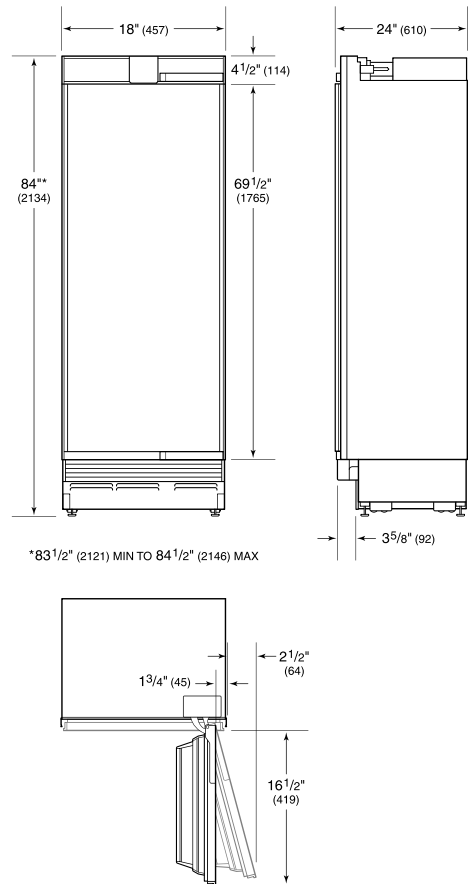
NOTE: Dimensions in parenthesis are in millimeters unless otherwise specified

INTERIOR VIEW



This illustration is intended for interior reference only and may not represent the exterior of the model being specified.

DIMENSIONS



GUIDE
ONLY.

THESE SPECIFICATIONS ARE A GUIDE ONLY. Not suitable for cabinetry, installation or services location. SUB-ZERO AND WOLF OFFER A CUSTOMISED DESIGN CHECK SERVICE to ensure your new appliances are installed perfectly. Please contact our Customer Care team for further information regarding our Design Check Service, or for detailed product specification and installation advice. Phone: 1300 808 859 Email: enquiries@subzero.com Sub-Zero and Wolf Design Guides are also available via our website: www.subzero-wolf.com.au