

## Product information sheet LINUS-S

Item no. 526150

### Benefits

---



- Minimalist design
- Extendable spray head
- High quality metal spray
- High spout for easy filling of pans and vases
- Design and colour of tap and coloured sink are a perfect match

### Colours

---



Available colours:

white  
anthracite  
rock grey  
black

SILGRANIT-Look black

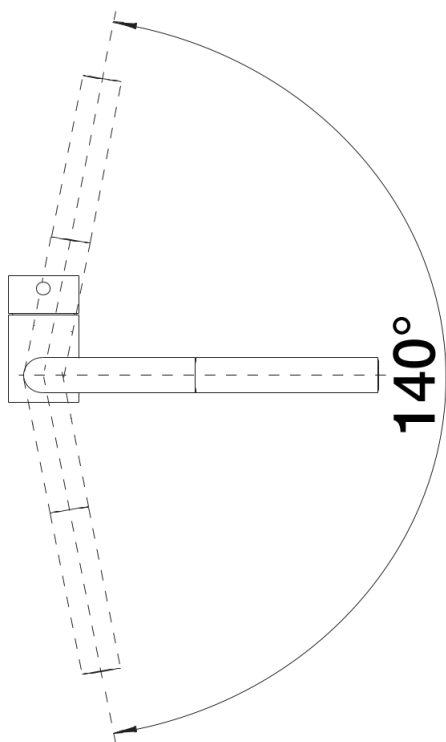
## Scope of supply

---

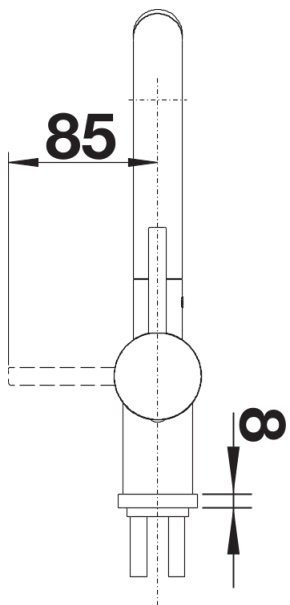
- Single-lever mixer tap
- 140° swivel spout for greater reach
- Ø 35 mm tap hole required
- With ceramic disk cartridge
- Metal-sheathed spray hose
- Flexible connector pipes, 700 mm long and ½" nut for particularly easy installation
- Patented jet regulator for markedly reduced scaling
- Stabilisation plate to increase the stability of the tap when fitted in stainless steel sinks
- With non-return valve and thus guaranteed against reflux in accordance with EN 1717

## Details

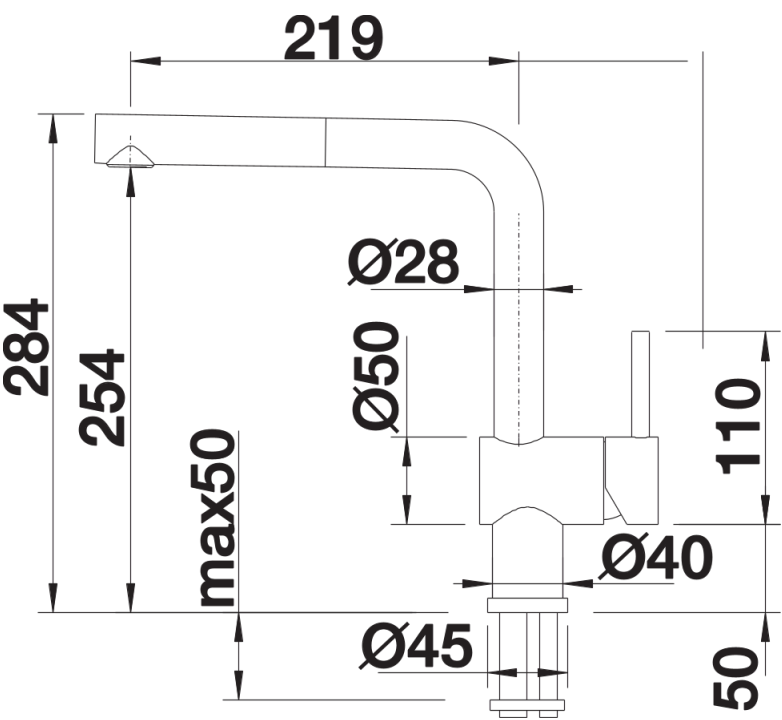
---



Swivel range



Side view hand gear 2D



Side view